

POST AND CHAIN BARRIER

A cost-effective and simple barrier solution used to help cordon off areas for pedestrian and vehicle safety.

Specifications

Size: 860mm [H] x 38mm [D] including the base
Chains: 25m rolls

Weight: 1Kg each when empty / 3-4Kg each when filled with water

Material: Post: Recyclable Polypropylene
Base: 100% Recycled Polyethylene

Features:

- A removable plug for easy drainage
- Includes a heavy duty water-filled base
- 4 integrated chain eyes on the head cap
- Quick and easily deployed
- Chains are available and sold separately

Preventative: Controls pedestrian and vehicle traffic around restricted areas

Preparation: Minimal – easy installation with a water source required

Storage: Compact, stack next to each other

Accessories: A red/white chain (sold separately)



Delivery

We hold most stock, so whether you require same/next day or standard delivery, here are the options to receive products.



Same day*



Next day*

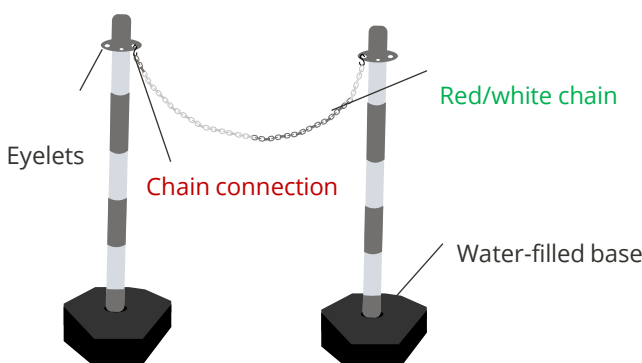


Standard 3 days

Typical enquiries handled within 1 hour from receiving your call.

* Depending on stock availability when placing order

■ Rigid tension ■ Flexibility ■ Connection



- Warehouse
- Car Parks
- Private Roads
- Pedestrian Access



Water filled base



Cost effective



1Kg



High visibility

Purpose

- ✓ Restrict access on site and spaces undergoing maintenance
- ✓ Manage crowd flow at events, reception areas and more

Additional Products

As an alternative option, please take a look at our [Extendable Cone Bar](#) or [Chapter 8 Barrier](#).

Contact Us



elite-gss.com



sales@elite-gss.com

Installation Guide

Step 1 - Preparation

Plan where your desired location will be for the Post and Chain Barriers and how many you require.

*Please make sure that you have a water source nearby as this is required for installation.



Step 2- Assembly

Ensure that you have the red/white chain available in addition to the posts and water-filled bases.

Simply remove the cap from the water-filled base and fill with water.

Step 3 - Installation

Place the water-filled base onto the ground in the desired area and slot the post into the hole in the middle of the base.

Repeat the process on the other side.



Step 4 - Connecting

Once the post has been inserted into the hole of the water-filled base, slot the chain through the eyes on the head cap (at the top of the post) and feed through.

Connect this to the post on the other side. Repeat this process until your required number is achieved.



Need to Natter?

0800 622 6838

elite-gss.com

News, insights and events

Product reviews and offers, answered questions and discussion tips

Shared business and industry information

'How to' use our products, installations and vlogs



Installation timings

 1 person required.

 Single line connection in 1 min

 Grid connection in 4 mins



Eco-friendly and long lasting

The post is made from recyclable polypropylene and the base is made from 100% recycled polyethylene, which are both 100% recyclable.

Post and Chain Barrier

Used both indoors and outdoors, the Post and Chain Barrier system is ideal at creating restricted access areas and managing crowd flow.



Additional Information

The Post and Chain Barrier can be used within a range of industry sectors both for short and long term projects and is available in red/white colours to make the posts highly visible.

The barrier is lightweight, easy to install, store and transport.

Only a single person is required for installation with no need for specialist equipment. A single line connection can be made in as little as 1 minute and a grid connection can be made within 4 minutes.

Our Chapter 8 Barriers and Road Safety Cones can be used in conjunction with the Post and Chain Barrier.

Handling and Storage

The Post and Chain Barrier is delivered to site in pre-wrapped packs and banded with polyester strips. Pallets are incorporated into the packaging to aid the use of mechanical handling with apparatus such as fork-lifts and lifting booms with slings.

Gloves should be worn when handling the Post and Chain Barrier.

Budget Options

Perhaps you don't have the budget to purchase outright, we always have a variety of solutions for you.

- **Hire for short or long term**

Elite GSS Ltd accepts no liability whatsoever from any damage, loss or injury arising from the installation and ground conditions on which these products are used.


*** A water source is required in order to install this product.**

Additional information

 **Product Guide**


 **Elite Products Brochure**


Need to Natter?


 0800 622 6838

 elite-gss.com

 News, insights and events

 Product reviews and offers, answered questions and discussion tips

 Shared business and industry information

 'How to' use our products, installations and vlogs

